

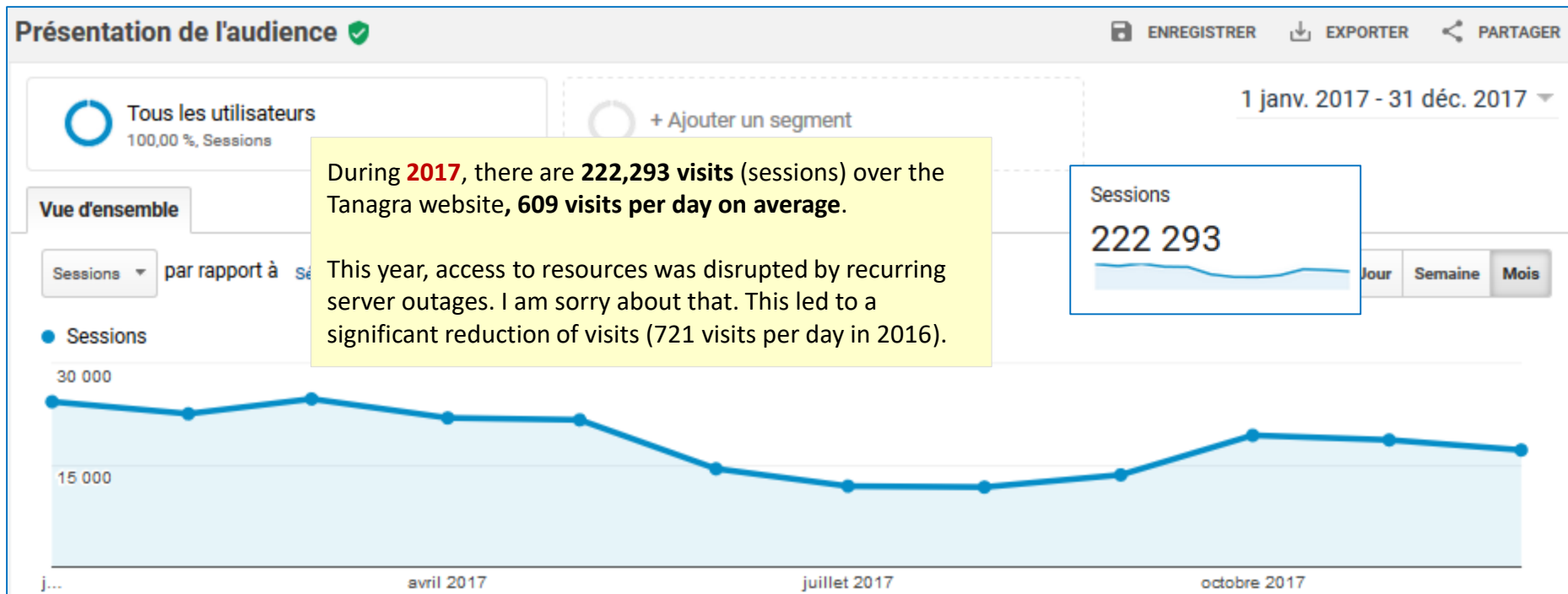
Tanagra Website Statistics

(tools, course materials, tutorials,...)

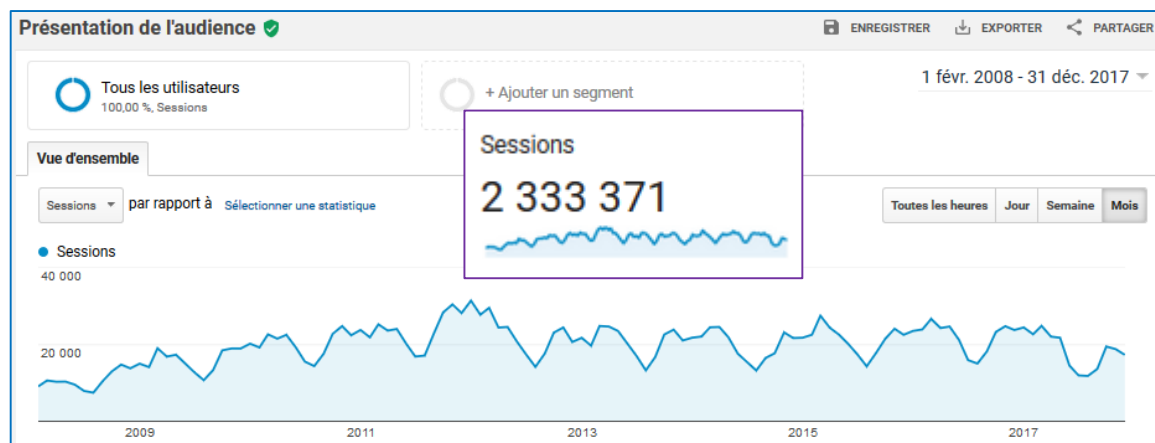
2017



How many are you?



Since February, the 1st, 2008, the date from which I installed the Google Analytics counter, there are 2,333,371 visits, **644 daily visits** on average [Note: The Tanagra website (software, tutorials, course materials) is online since 2004; my first website - this was for the Sipina project - dates back to 1995.].

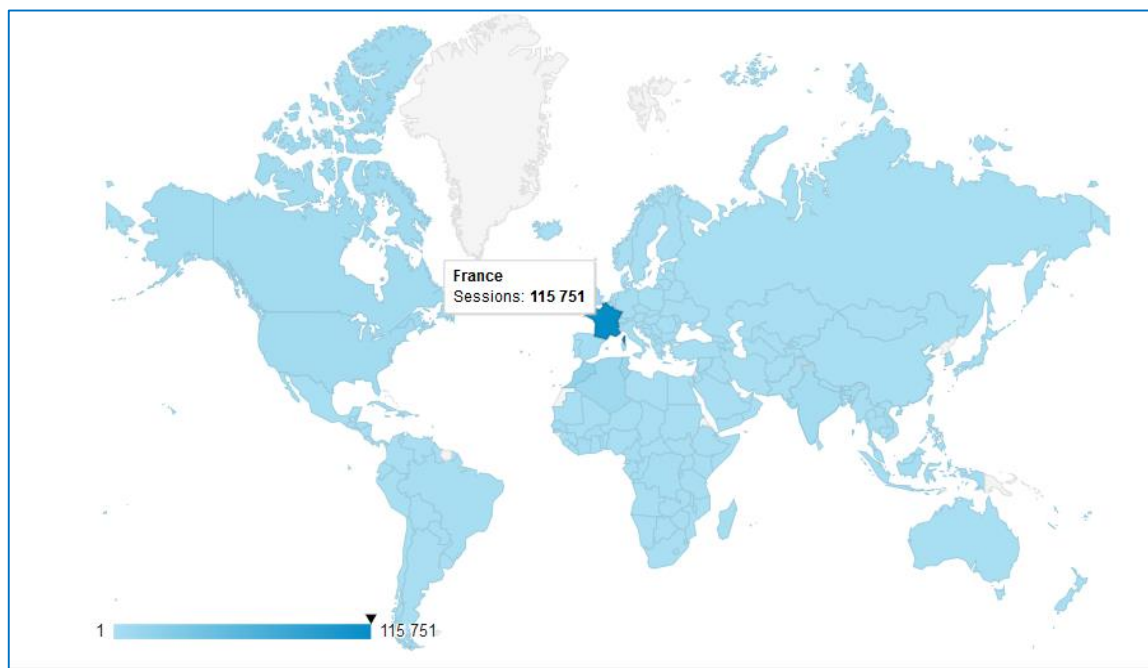


01/02/2008

31/12/2017



Who are you?



The most of the visitors come from France and the Maghreb. Then, because some pages are in French (some pages are exclusively in French: free e-books, free on line course materials,...), many visitors come from French-speaking countries, especially African Francophone countries. Among the other countries, we observe mainly USA, India, UK, Germany...

Pays ?	Acquisition	
	Sessions ?	↓
	222 293	% du total: 100,00 % (222 293)
1. France	115 751	(52,07 %)
2. Morocco	16 211	(7,29 %)
3. Tunisia	11 144	(5,01 %)
4. Algeria	8 743	(3,93 %)
5. United States	5 073	(2,28 %)
6. Canada	5 053	(2,27 %)
7. India	4 443	(2,00 %)
8. Belgium	3 748	(1,69 %)
9. Senegal	3 662	(1,65 %)
10. Côte d'Ivoire	3 262	(1,47 %)
11. United Kingdom	2 401	(1,08 %)
12. Cameroon	2 374	(1,07 %)
13. Madagascar	2 044	(0,92 %)
14. Switzerland	1 972	(0,89 %)
15. Germany	1 844	(0,83 %)
16. Italy	1 625	(0,73 %)
17. Congo - Kinshasa	1 435	(0,65 %)
18. Portugal	1 427	(0,64 %)
19. Brazil	1 385	(0,62 %)
20. Burkina Faso	1 335	(0,60 %)
21. Benin	1 237	(0,56 %)
22. Spain	1 097	(0,49 %)
23. Indonesia	1 083	(0,49 %)
24. Vietnam	972	(0,44 %)
25. Réunion	736	(0,33 %)



Which pages are visited?

Titre de page ?	Pages vues ? ↓
	346 730 % du total: 100,00 % (346 730)
1. Supports de cours – Data Mining, Data Science et Big Data Analytics	38 973 (11,24 %)
2. Cours Programmation R	38 684 (11,16 %)
3. Programmation Python pour les Statistiques et le Data Science	17 395 (5,02 %)
4. Cours econometrie	17 241 (4,97 %)
5. Cours Excel Avancé et Programmation VBA	14 021 (4,04 %)
6. Tanagra EN	12 424 (3,58 %)
7. Tanagra FR	11 967 (3,45 %)
8. Cours Régression Logistique	11 376 (3,28 %)
9. Tutoriels Tanagra pour le Data Mining et le Data Science	10 738 (3,10 %)
10. Portail DATA MINING - Liens vers des supports de cours, logiciels, données.	10 020 (2,89 %)

From one year to the next, the most visited pages remains about the same.

Data Science and computer science / programming (R, Python) are my main fields of interest. These pages are in French.

There are no update of Tanagra this year. But the maintenance and the support are carried out. I hope I can add new functionalities in 2018.

39 course materials and tutorials for this year 2017 (18 in French, 21 in English). Writing in English is not easy for me. I am very happy to have made this special effort for this year.



What about 2018?

**The same things, with more tutorials again, more free e-books,
more online course materials,...**

